

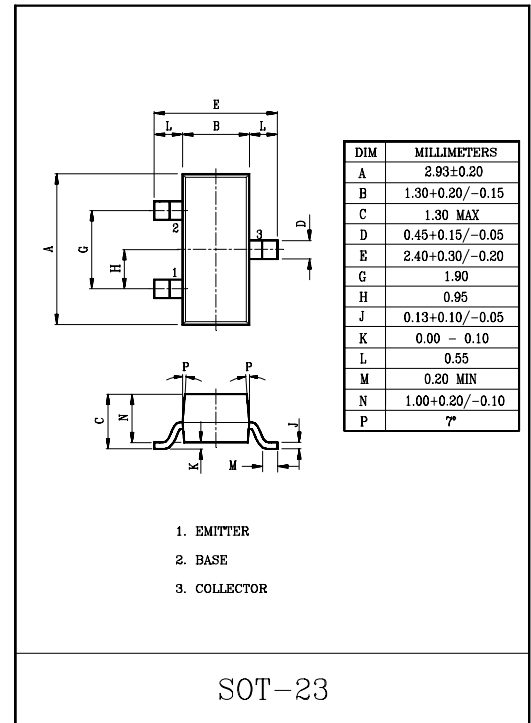
GENERAL PURPOSE APPLICATION.  
SWITCHING APPLICATION.

#### FEATURES

- Complementary to BC817.

#### MAXIMUM RATINGS (Ta=25°C)

CHARACTERISTIC	SYMBOL	RATING	UNIT
Collector-Base Voltage	$V_{CBO}$	-50	V
Collector-Emitter Voltage	$V_{CEO}$	-45	V
Emitter-Base Voltage	$V_{EBO}$	-5	V
Collector Current	$I_C$	-500	mA
Base Current	$I_B$	-100	mA
Collector Power Dissipation	$P_C$	150	mW
Junction Temperature	$T_j$	150	°C
Storage Temperature Range	$T_{stg}$	-55 ~ 150	°C



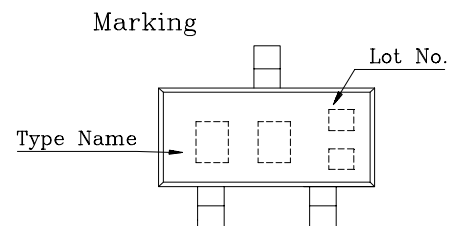
#### ELECTRICAL CHARACTERISTICS (Ta=25°C)

CHARACTERISTIC	SYMBOL	TEST CONDITION	MIN.	TYP.	MAX.	UNIT
Collector Cut-off Current	$I_{CBO}$	$V_{CB}=-20V, I_E=0$	-	-	-0.1	μA
Emitter Cut-off Current	$I_{EBO}$	$V_{EB}=-5V, I_C=0$	-	-	-0.1	μA
DC Current Gain (Note)	$h_{FE(1)}$	$V_{CE}=-1V, I_C=-100mA$	100	-	400	
	$h_{FE(2)}$	$V_{CE}=-1V, I_C=-500mA$	40	-	-	
Collector-Emitter Saturation Voltage	$V_{CE(sat)}$	$I_C=-500mA, I_B=-50mA$	-	-	-0.7	V
Base-Emitter Voltage	$V_{BE}$	$V_{CE}=-1V, I_C=-500mA$	-	-	-1.2	V
Transition Frequency	$f_T$	$V_{CE}=-5V, I_C=-10mA, f=100MHz$	80	-	-	MHz
Collector Output Capacitance	$C_{ob}$	$V_{CB}=-10V, I_E=0, f=1MHz$	-	9	-	pF

(Note) :  $h_{FE(1)}$  Classification 16:100~250 , 25:160~400

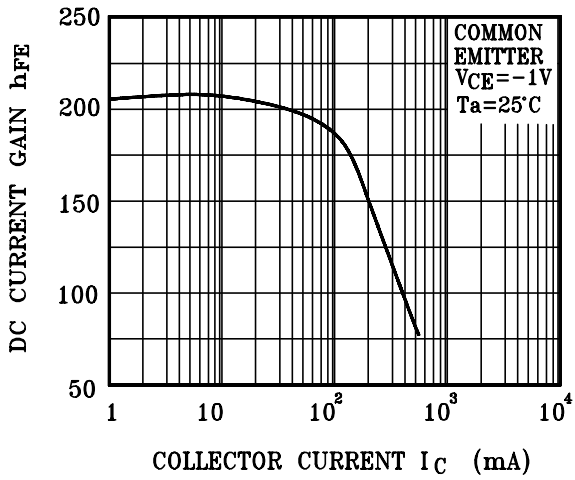
#### MARK SPEC

TYPE	BC807-16	BC807-25
MARK	5A	5B

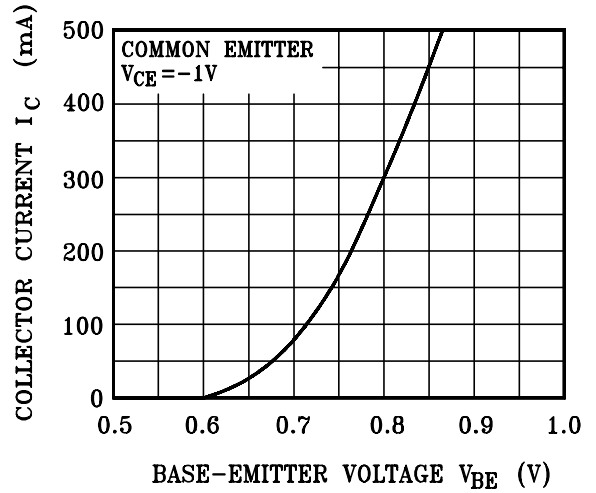


# BC807

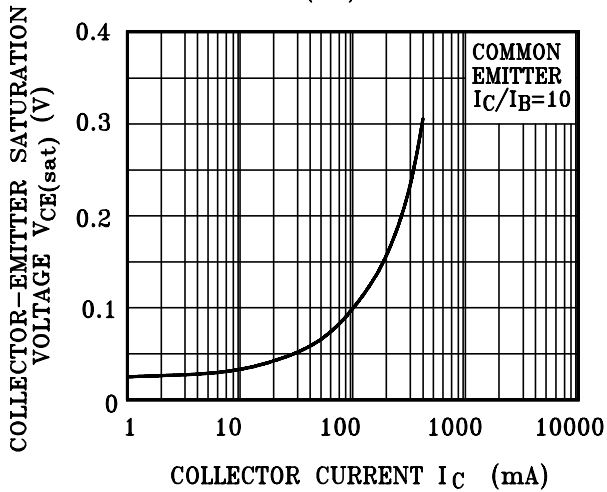
$h_{FE} - I_C$



$I_C - V_{BE}$



$V_{CE(sat)} - I_C$



$P_C - T_a$

